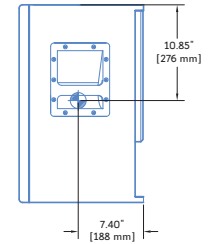
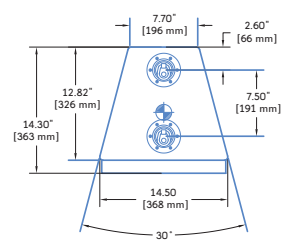
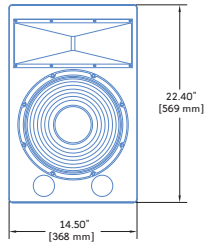




UPA-1P : Compact Wide Coverage Loudspeaker



- Dimensions** 14.50" w x 22.40" h x 14.30" d
(368 mm x 569 mm x 363 mm)
- Weight** 77 lbs (34.93 kg)
- Enclosure** Premium birch plywood
- Finish** Black textured
- Protective Grille** Powder-coated hex-stamped steel, foam covering
- Rigging** Four ring and stud pan fittings, two on both top and bottom. Working load for each fitting is 420 lbs (190.51 kg), 1/5 the cabinet breaking strength (with straight tensile pull); 3/8" or metric M10 nut plates optional

The UPA-1P loudspeaker provides high power output, low distortion, and consistent polar response in a compact, vented two-way enclosure. The loudspeaker features a 12-inch cone low-frequency driver and a 3-inch-diaphragm compression driver coupled with a 100-degree horizontal by 40-degree vertical constant-Q horn. The versatile UPA-1P has many sound reinforcement applications, as a main front-of-house loudspeaker in small to mid-sized venues, as a fill loudspeaker in larger systems, and more.

The UPA-1P is distinguished by the extraordinarily smooth and predictable behavior of its proprietary high-frequency horn. The result of intensive research in Meyer Sound's anechoic chamber, the patented UPA-1P horn design exhibits constant Q. The beamwidth remains consistent within close tolerances, in both the horizontal and vertical planes and across the horn's operating frequency range of 1200 Hz to 18 kHz. The result is uniform attenuation of all frequencies outside the specified beamwidth with mini-

mal side lobing. Uniformly predictable polar behavior takes much of the guesswork out of system design and assures arrays that exhibit minimal destructive interference.

The UPA-1P is biamplified with a proprietary two-channel, class AB/bridged power amplifier with complementary MOSFET output stages. Total peak power output is 550 watts; audio is processed through an electronic crossover and correction filters for phase and frequency response, as well as driver protection circuitry. Phase-corrected electronics ensure flat acoustical amplitude and phase response, resulting in exceptional impulse response and precise imaging.

The field-replaceable amplifier/processing package incorporates Meyer Sound's Intelligent AC™, which auto-selects the correct operating voltage, suppresses high voltage transients, filters EMI and provides soft-start power-up. The high common-mode rejection of the laser-trimmed differential input circuit permits long signal runs through a simple shielded twisted-pair

cable. Audio input modules accommodate a range of applications. The standard version offers looping XLR input and output connectors, while an enhanced looping version adds polarity switching (the looping output is not affected) and input attenuation (0 dB to -18 dB). A summing mono version with two inputs is also available.

The durable trapezoidal enclosure is covered with a black textured hard-shell finish. A protective hex-stamped steel grille and charcoal grey foam cover are included. Standard rigging points are four ring and stud pan fittings (two each, top and bottom) with load rating of 420 lbs (190.51 kg) at a 5:1 safety factor. Adjustable yokes and pole mount adaptors are available. Options include weather protection, custom color finishes, and cabinets with no handles for fixed applications requiring specific cosmetics.

The UPA-1P is compatible with the RMS™ remote monitoring system, which offers comprehensive monitoring of system parameters on a Windows®-based network.

FEATURES & BENEFITS

- Exceptional fidelity, power capability and extended high-frequency performance
- Extraordinarily flat amplitude and phase response for tonal accuracy and precise imaging
- Wide, symmetrical pattern covers broad listening areas

- Constant-Q horn affords uniform response throughout the coverage area
- Predictable array performance ensures system design flexibility
- Surprising power capability in a compact package

APPLICATIONS

- Concert halls, clubs, houses of worship
- Theatrical sound reinforcement
- Portable and installed audio-visual systems
- Cinema surround sound and effects
- Compact voice reinforcement systems
- Frontfill and under balcony

UPA-1P SPECIFICATIONS

ACOUSTICAL		Operating Frequency Range¹ 60 Hz – 18 kHz Frequency Response² 80 Hz – 17 kHz ±4 dB Phase Response 600 Hz – 16 kHz ±35° Maximum Peak SPL³ 133 dB Dynamic Range >110 dB
COVERAGE		Horizontal 100° Vertical 40°
CROSSOVER⁴		1200 Hz
TRANSDUCERS		Low Frequency One 12" cone driver Nominal impedance: 2 Ω Voice coil size: 3" Power-handling capability: 400 W (AES) ⁵ High Frequency One 3" compression driver Nominal impedance: 16 Ω Voice coil size: 3" Diaphragm size: 3" Exit size: 1.4" throat Power-handling capability: 100 W (AES) ⁵
AUDIO INPUT		Type Differential, electronically balanced Maximum Common Mode Range ±15 V DC, clamped to earth for voltage transient protection Connectors Female XLR input with male XLR loop output or VEAM all-in-one (integrates AC, audio and network) Input Impedance 10 kΩ differential between pins 2 and 3 Wiring Pin 1: Chassis/earth through 220 kΩ, 1000 pF, 15 V clamp network to provide virtual ground lift at audio frequencies Pin 2: Signal + Pin 3: Signal – (optional polarity reversal switch) ⁶ Case: Earth ground and chassis DC Blocking Differential DC blocking up to maximum common mode voltage CMRR >50 dB, typically 80 dB (50 Hz – 500 Hz) RF Filter Common mode: 425 kHz; Differential mode: 142 kHz TIM Filter <80 kHz, integral to signal processing Nominal Input Sensitivity 0 dBV (1 V rms, 1.4 V pk) continuous average is typically the onset of limiting for pink noise and music Input Level Audio source must be capable of producing a minimum of +20 dBV (10 V rms, 14 V pk) into 600 Ω to produce maximum peak SPL over the operating bandwidth of the loudspeaker
AMPLIFIER		Type Two-channel complementary MOSFET output stages (class AB/bridged) Output Power⁷ 550 W total THD, IM, TIM <.02 % Load Capacity 2 Ω low channel, 16 Ω high channel Cooling Convection; 24 V DC output for optional external fan
AC POWER		Connector PowerCon or VEAM Voltage Selection Automatic, continuous range from 90 V AC to 265 V AC Safety Agency Rated Operating Range 100 V AC – 240 V AC; 50/60 Hz Turn-on and Turn-off Points⁸ 90 V AC on, no turn-off, only fuse-protect above 265 V AC Current Draw: Idle Current 0.25 A rms (115 V AC); 0.13 A rms (230 V AC); 0.3 A rms (100 V AC) Max Long-Term Continuous Current (>10 sec) 2.8 A rms (115 V AC); 1.4 A rms (230 V AC); 3.2 A rms (100 V AC) Burst Current (<1 sec) 3.2 A rms (115 V AC); 1.6 A rms (230 V AC); 3.7 A rms (100 V AC) Ultimate Short-Term Peak Current Draw 5.0 A pk (115 V AC); 2.5 A pk (230 V AC); 5.8 A pk (100 V AC) Inrush Current <9 A pk (115 V AC and 230 V AC)
RMS NETWORK (OPTIONAL)		Equipped for two-conductor, twisted-pair network, reporting amplifier operating parameters to system operator's host computer.

NOTES:

1. Recommended maximum operating frequency range. Response depends on loading conditions and room acoustics.
2. Free field, measured with 1/3 octave frequency resolution at 4 meters.
3. Measured with music at 1 meter.
4. At this frequency, the mid- and high-frequency transducers produce equal sound pressure levels.
5. Power handling is measured under AES standard conditions: transducer driven continuously for two hours with band-limited noise signal having a 6 dB peak-average ratio.
6. Two additional input module options are available with a polarity reversal switch and an attenuator (0 dB to -18 dB): one looping and one with two inputs for mono summing.
7. Amplifier wattage rating based on the maximum unclipped burst sine-wave rms voltage that the amplifier will produce into the nominal load impedance. Low channel 30 V rms (42 V pk) into 2 ohms; high channel 32 V rms (45 V pk) into 16 ohms.
8. No automatic turn-off voltages. Voltages above 265 V AC are fuse protected but may cause permanent damage to the power supply. Voltages below 90 V AC may result in intermittent operation.

Made by Meyer Sound Laboratories
Berkeley, California, USA
European Office:
Meyer Sound Lab. GmbH
Carl-Zeiss-Strasse 13
56751 Patch, Germany

 **3K59 COMMERCIAL AUDIO SYSTEM US LISTED**

 **N775**



UPA-1P - 04.076.016.01 A

Copyright © 2005
Meyer Sound Laboratories Inc.
All rights reserved

MEYER SOUND LABORATORIES INC.
2832 San Pablo Avenue
Berkeley, CA 94702

T: +1 510 486.1166
F: +1 510 486.8356

techsupport@meyersound.com
www.meyersound.com

ARCHITECT SPECIFICATIONS

The loudspeaker shall be a self-powered, full-range system. The transducers shall consist of a 12-inch diameter cone driver and a 3-inch diaphragm compression driver on a 100-degree horizontal x 40-degree vertical horn.

The loudspeaker system shall incorporate internal processing electronics and a two-channel amplifier. Processing functions shall include equalization, phase correction, signal division and protection for the high- and low-frequency sections. The crossover point shall be 1200 Hz. Each amplifier channel shall be class AB/bridged with complementary MOSFET output stages. Burst capability shall be 550 watts total with nominal 16-ohm resistive load for the high-frequency channel and 2-ohm for the low-frequency channel. Distortion (THD, IM, TIM) shall not exceed 0.02%.

Performance specifications for a typical production unit shall be as follows, measured at 1/3-octave resolution: Operating frequency range shall be 60 Hz to 18 kHz. Phase response shall

be ±35° from 600 Hz to 16 kHz. Maximum peak SPL shall be 133 dB at 1 meter. Horizontal coverage shall be 100 degrees and vertical coverage shall be 40 degrees.

The audio input shall be electronically balanced with a 10 kOhm impedance and accept a nominal 0 dBV (1 V rms, 1.4 V pk) signal. Connector shall be XLR (A-3) type female with parallel looping male. RF filtering shall be provided, and CMRR shall be greater than 80 dB from 50 Hz to 500 Hz. Two additional input module options shall be offered with an attenuator and polarity reversal switch: one with loop-through output, and another with two summing inputs instead of the loop-through input and output.

The internal power supply shall perform automatic voltage selection, EMI filtering, soft current turn-on and surge suppression. Powering requirements shall be nominal 100, 110 or 230 V AC line current at 50 or 60 Hz. UL and CE operating voltage range shall be 100 to 240 V AC. Maximum peak current

draw during burst shall be 5 A at 115 V AC, 2.5 A at 230 V AC and 5.8 A at 100 V AC. Current inrush during soft turn-on shall not exceed 9 A at 115 V AC. AC power connectors shall be PowerCon or VEAM all-in-one multi-pin connector.

The loudspeaker system shall provide facilities for installing Meyer Sound's optional RMS remote monitoring system.

All loudspeaker components shall be mounted in an acoustically vented trapezoidal enclosure constructed of premium birch plywood with a black textured hard-shell finish. The front protective grille shall be powder-coated hex-stamped steel covered by charcoal gray foam. Dimensions shall be 14.50" wide x 22.40" high x 14.30" deep (368 mm x 569 mm x 363 mm). Weight shall be 77 lbs (34.93 kg). Rigging points shall be four ring and stud pan fittings, two each on top and bottom, rated at 420 lbs (190.51 kg) per fitting, based on a 5:1 safety factor.

The loudspeaker shall be the Meyer Sound UPA-1P.